

Orona 3G

1010

## Machine-room-less electrical gearless solutions (MRLG)

High efficiency for residential and low rise commercial developments.

Optimum use of space and latest direct drive (gearless) technology.

The base solution.

Latest technology, affordable and functional.

### General specifications

Load	320-450-630 kg
Capacity	4-6-8 persons
Speed	1 m/s
Maximum travel	45 m
Maximum floors served	16 floors
Entrances	1 front / 2 open through / 2 front & side
Drive system	Direct gearless (180 starts per hour)
Controller	ARCA II / III controller, low energy consumption multiprocessor
Door types	Automatic side-opening / Automatic central-opening
Clear door opening	700 / 800 / 900 mm
Door height	2,000 / 2,100 mm
Car dimensions	Standard car dimensions
Internal car height	2,100 / 2,200 mm
Aesthetic solutions	DR1 / DR2 / DR3 / DR4 / DR5 / DR6 / DR7 / DR8 DS1 / DS2 / DS3 / DS4 / DS5 / Orona 3G Domo Plus

Standard    Optional



#### 1 MRL

Compact machine-room-less solution, with optional reduced headroom version.



#### 2 OPTIMISED PASSENGER UNIT

Saves space, reduces weight, improves safety, and improves the installation process.



#### 3 ACCESSIBLE SPACE BELOW THE PIT

Adapts the lift to suit buildings which have an accessible space below the pit (optional).



#### 4 TWO-WAY COMMUNICATIONS

Between the lift and the emergency 24-hour Service Call Centre according to EN 81-28.



#### 5 TRACTION ROPES

Orona small diameter ropes replace traditional steel ropes. As a result of their lighter weight, longer lifespan and greater flexibility, it is possible to use a more compact, efficient and eco-friendly gearless machine.



#### 6 DRIVE

Compact, quiet, gearless, energy efficient, speed regulated (VVVF) permanent magnet electric motor.



#### 7 DOORS

Compact permanent magnet motor for fast, accurate and quiet door operation giving the most advanced performance. Advanced door opening and full height infrared door protection edges.



#### 8 AUTOMATIC RESCUE SYSTEM

With floor level indication to ensure fast, efficient and safe evacuation of passengers in the event of an emergency. As an option, the system can incorporate a fully-automatic rescue device to evacuate passengers in the event of a power failure.



## Standard dimensions

Load / capacity		Car			Lift shaft*							
Persons	Q Load	AC Width	FC Depth	PL Clear opening	Entrances		Side-opening doors		Central-opening doors		HF Pit	HUP Headroom
					Accessibility	No. of entrances	AH <sup>1</sup> Width	FH <sup>2</sup> Depth	AH Width	FH <sup>3</sup> Depth		
4	320 kg	825	1,100	700		1	1,325	1,350	1,600	1,300		3,400
						2x180 <sup>0</sup>		1,500		1,400		
						2x90 <sup>0</sup>		1,450		1,350		
6	450 kg	1,000	1,250	800	♿	1	1,500	1,500	1,800	1,450	1,000 (850) <sup>4</sup>	3,400 (3,000) <sup>5</sup>
						2x180 <sup>0</sup>		1,650		1,550		
						2x90 <sup>0</sup>		1,625		1,500		
8	630 kg	1,100	1,400	900	♿	1	1,600	1,650	2,000	1,600		3,400 (3,000) <sup>5</sup>
						2x180 <sup>0</sup>		1,800		1,700		
						2x90 <sup>0</sup>		1,725		1,650		
		1,200	1,250	900	♿	1	1,700	1,500	2,000	1,450		3,400
						2x180 <sup>0</sup>		1,650		1,550		
						2x90 <sup>0</sup>		1,825		1,575		
	1,100	1,400	800	♿	1	1,600	1,650	2,000	1,600		2,500 <sup>6</sup>	
					2x180 <sup>0</sup>		1,800		1,700			
					2x90 <sup>0</sup>		1,725		1,650			

1 Ac cessible space below the pit (counterweight with safety gear) add 50 mm to AH

2 Shaft depth with door tracks projecting 60 mm on the landing

3 Shaft depth with door tracks projecting 40 mm on the landing

4 HF reduced pit optional 850 mm

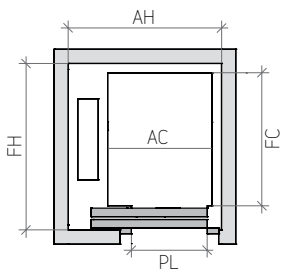
5 HUP minimum for internal car height (HC) of 2,100 mm  
HUP reduced headroom optional only for 6 and 8 persons

6 Without safety space EN 81-21, minimum HUP for internal car height (HC) of 2000 mm. Possible limitations for central door types and minimum height of headroom. Please contact the technical support office. Not compatible with accessible space below the pit (counterweight with safety gear).

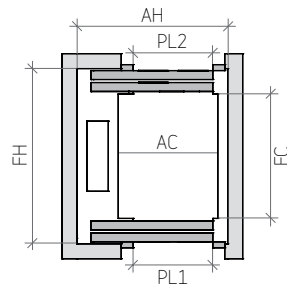
\* Minimum plumb measurements

## Layout

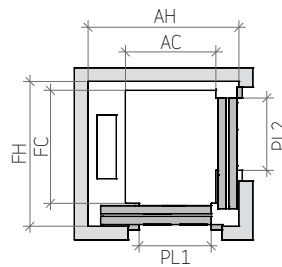
1 ENTRANCE



2 ENTRANCES (OPEN THROUGH)



2 ENTRANCES (FRONT & SIDE)



VERTICAL SECTION

